


GENERAL MOHYAL SABHA (REGD.)
BALANCE SHEET AS ON 31ST MARCH 2018


LIABILITIES		AMOUNT (RS.)	ASSETS	AMOUNT (RS.)
GENERAL RESERVE			FIXED ASSETS	
Opening Balance	10,47,14,429.07		(As per schedule)	19,06,49,895.03
Less: Excess of Expenditure over Income	1,30,36,318.97	9,16,78,110.10	INVESTMENT	
Corpus Fund			Fixed Deposit	8,24,13,196.00
Opening Balance	8,71,92,590.97		LOAN & ADVANCES	
Add: During the year	40,10,426.00	9,12,03,016.97	Sundry Receivable	1,53,404.00
Depreciation Reserve Fund		6,71,53,149.22	Advance for Land	10,020.00
Building Fund		2,79,03,293.50	Security Deposit	1,80,351.00
Computer & Equipment Fund		6,54,442.00	Loan & Advance	5,86,044.00
Security Refundable		12,46,786.00	G.J.U. Hissar	10,400.00
Audit Fees Payable		1,62,900.00	TDS Receivable	5,95,431.00
Other Payable		57,500.00		
			Cash & Bank balances	
			(As per schedule)	54,60,456.76
TOTAL		28,00,59,197.79	TOTAL	28,00,59,197.79

AS PER OUR REPORT OF EVEN DATE
FOR H.S. AHUJA & CO.
CHARTERED ACCOUNTANTS


(Jaswant Singh)
PARTNER
Place: New Delhi
Date: 10th August 2018






B. B. Biri
President


Secretary General


Treasurer


GENERAL MOHYAL SABHA (REGD.)INCOME & EXPENDITURE ACCOUNT
FOR THE YEAR ENDING 31ST MARCH 2018


PARTICULAR	AMOUNT (RS.)	PARTICULAR	AMOUNT (RS.)
To Audit expenses	1,25,000.00	By Affiliation Fee	13,500.00
To Advertisement	1,65,720.00	By Bank Interest	63,15,740.00
To Building Repair & Maintenance	14,79,539.00	By Donation	1,31,28,149.75
To Bank Charges	11,688.95	By Subscription & Membership	3,23,366.00
To Computer Maintenance	1,01,911.00	By Fees	54,66,708.00
To Cleaning & Sanitary exp	2,36,834.00	By Other Receipts	67,120.00
To Conveyance	4,31,275.27	By IGNOU Receipts	14,68,264.00
To Conference & Seminars	10,09,601.00	By Profit on sale of fixed assets	5,38,722.92
To Depreciation	38,10,900.77	By Excess of Expenditure over Income	1,30,36,318.97
To Establishment Expenses	97,45,776.00		
To Examination Expenses	7,700.00		
To Financial Relief	15,73,450.00		
To Financial Aid for Education	10,84,225.00		
To Garden exp	17,410.00		
To Generator Expenses	4,79,903.55		
To Insurance	1,77,242.00		
To Honorarium	3,30,000.00		
To Legal & Professional Expenses	9,15,770.00		
To Lease & Ground Rent Charges	7,500.00		
To Rate, Fee & Taxes	85,116.00		
To Misc Expenses	16,447.00		
To Magazine Expenses	12,94,243.00		
To Office Expenses	1,07,877.00		
To Property Tax	4,39,788.00		
To Printing & Stationary	6,68,450.40		
To Postage & Courier	2,13,394.00		
To Relief & Welfare	46,38,637.00		
To Repair & Maint.	16,22,180.00		
To Security Expenses	5,04,928.00		
To Student Welfare Exp.	15,094.00		
To Staff Welfare	1,95,649.00		
To Transport exp	2,55,022.00		
To Telephone & Internet Expenses	1,87,020.00		
To Vehicle Running & Maint. Expenses	61,000.00		
To Water & Electricity	27,95,753.00		
To Widow's Pension	55,41,250.00		
To Loss on sale of Fixed Assets	4,594.70		
TOTAL	4,03,57,889.64	TOTAL	4,03,57,889.64

AS PER OUR REPORT OF EVEN DATE
FOR H.S. AHUJA & CO.
CHARTERED ACCOUNTANTS



(Jaswant Singh)
PARTNER
Place: New Delhi
Date: 10th August 2018


President


Secretary General


Treasurer

GENERAL MOHYAL SABHA (REGD.)
SCHEDULE FOR FIXED ASSETS AS ON 31st MARCH, 2018

Particular	Rate of dep	Cost As on 1-4-2017		Addition During the Year		Deletion During the year	Total Cost	Depreciation upto 1-4-2017	Depreciation adjustment	Depreciation During the Year	Total Depreciation	W.D.V As on 31-3-2018	W.D.V As on 31-3-2017
		Before 30.09.2017	After 30.09.2017	Before 30.09.2017	After 30.09.2017								
Aqua guard	15%	3,21,676.00	23,680.00	8,896.00			3,54,252.00	1,84,723.71		23,653.24	2,08,376.96	1,45,875.04	1,36,952.29
Air conditioner	15%	28,23,679.00	1,53,400.00	1,19,000.00	6,844.00		30,96,079.00	13,20,234.43		2,54,871.69	15,75,106.11	15,20,972.89	15,03,444.57
Almirah	15%	88,342.00	24,000.00	24,000.00			1,19,186.00	50,108.30		9,848.35	59,956.66	59,229.34	38,233.70
Automotive Regulator Battery	15%	27,242.00					27,242.00	23,367.05		581.24	23,948.29	3,293.71	3,874.95
Brass Letters/ Sign Board	15%	5,01,353.00		22,837.00			5,01,353.00	3,59,612.80		21,261.03	3,80,873.83	1,20,479.17	1,41,740.20
Bed Sheets and Pillows	10%	1,24,519.00					1,47,356.00	19,338.61		12,801.74	32,140.35	1,15,215.65	1,05,180.39
Black Films and Doormats	10%	21,454.00					21,454.00	4,076.26		1,737.77	5,814.03	15,639.97	17,377.74
Building	10%	5,94,23,509.53		17,00,000.00			6,11,23,509.53	4,17,48,250.63		19,37,525.89	4,36,85,776.52	1,74,37,733.01	1,76,75,258.90
Books	10%	21,456.00		1,000.00			22,456.00	3,933.84		1,852.25	5,785.79	16,670.21	17,522.46
Computer	40%	50,11,347.00	48,900.00				51,13,197.00	48,28,545.49		1,04,080.61	49,32,626.09	1,80,570.91	1,82,801.51
Computer Library	10%	2,10,673.00		500.00			2,11,173.00	1,20,705.10		9,046.79	1,29,751.89	81,421.11	89,967.90
Chairs	10%	1,22,561.00		5,785.00			1,31,239.00	35,341.06		44,783.35	64,321.92	86,455.65	87,162.94
Cooler	15%	1,47,561.00	1,24,581.00			38,881.00	1,08,680.00	50,801.77	28,286.30	9,697.55	87,394.83	44,358.08	64,650.33
CCTV	15%	2,32,465.00					4,91,175.00	1,72,433.76		36,593.06	2,69,651.17	2,69,651.17	1,81,663.23
Electric Fitting	15%	3,62,354.00	1,28,821.00				13,57,388.00	10,53,534.25		45,578.06	2,10,583.37	2,80,591.63	1,89,920.24
Electric Equipment	15%	13,57,388.00					13,57,388.00	17,602.16		2,076.05	10,99,112.31	2,58,275.69	3,03,853.75
Electric Pump	15%	31,442.50					31,442.50	31,05,947.93		1,10,037.16	32,15,985.09	11,764.29	13,840.34
Elevator	15%	38,39,529.00		3,900.00			38,39,529.00	95,968.34		15,493.45	1,11,461.79	87,926.21	7,33,581.07
Fan	15%	1,95,358.00					1,99,258.00	12,610.81		568.38	13,179.19	3,220.81	99,389.66
Fax Machine	15%	16,400.00					16,400.00	12,610.81		568.38	13,179.19	3,220.81	3,789.19
Fire Extinguisher	15%	5,69,719.00					5,69,719.00	3,44,415.74		33,795.49	3,78,211.23	1,91,507.77	2,25,303.26
Furniture fixture & fittings	10%	1,12,28,101.00	36,360.00				1,16,97,568.00	67,01,938.94		4,97,744.91	71,99,683.85	44,97,884.15	45,26,162.06
Generator	15%	16,48,708.00					16,48,708.00	10,93,407.22		83,295.12	11,76,702.33	4,72,005.67	5,55,300.78
Inverter	15%	2,19,142.00					2,19,142.00	1,18,895.12		15,037.03	1,33,932.15	85,209.85	1,00,246.88
Land	0%	4,20,69,261.00					4,20,69,261.00					4,20,69,261.00	4,20,69,261.00
Lab	10%	3,06,775.00					3,06,775.00	54,979.93		25,179.51	80,159.44	2,26,615.56	2,51,795.07
Led Bulbs	15%	38,872.00					38,872.00	8,308.89		4,584.47	12,893.36	25,978.64	30,563.11
Lift	15%	16,67,500.00		8,60,439.00			25,27,939.00	4,57,993.55		3,10,491.82	7,68,485.37	17,59,453.63	12,09,506.45
Mobile	15%	9,900.00		1,200.00			15,900.00	4,085.00		1,412.25	5,497.25	10,402.75	8,150.00
LPG	15%	53,185.00					53,185.00	27,504.31		3,852.10	31,356.42	21,828.58	25,680.69
Office Equipment	15%	6,95,299.00					6,95,299.00	5,04,062.62		28,685.46	5,32,748.07	1,62,550.93	1,91,236.38
Paper Shredder	15%	3,499.00					8,549.00	747.91		791.41	1,539.32	7,009.68	2,751.09
Photostat Machine	15%	58,640.00					58,640.00	43,859.57		2,217.06	46,076.64	12,563.36	14,780.43
Printer	15%	68,321.00					68,321.00	21,215.42		7,065.84	28,281.26	40,039.74	47,105.58
Projector	15%	81,669.00					91,013.00	47,148.83		5,878.83	53,027.65	37,985.35	34,520.17
Refrigerator	15%	80,730.00					80,730.00	54,859.83		3,880.53	58,740.35	21,989.65	25,870.17
Room Heater	15%	12,300.00					12,300.00	6,360.88		890.87	7,251.75	5,048.25	5,939.12
Roller Blinds	10%	40,000.00					40,000.00			3,240.00	10,840.00	29,160.00	32,400.00
Solar heater	15%	7,15,270.00				7,15,270.00	7,15,270.00	4,21,931.92	4,21,931.92		0.00	2,93,338.08	2,93,338.08
Stabilizer	15%	10,650.00					10,650.00	5,596.00		758.10	6,354.10	4,295.90	5,054.00
Set top box	15%	27,300.00					27,300.00	4,095.00		3,480.75	7,575.75	19,724.25	23,205.00
Television	15%	1,60,065.00		1,35,000.00			2,95,065.00	1,08,597.25		27,970.16	1,36,567.42	1,58,497.58	51,467.75
Typewriter	15%	12,300.00					12,300.00	10,550.43		262.44	10,812.86	1,487.14	1,749.57
Utensils	15%	1,14,787.00		6,518.00			1,21,305.00	64,506.00		8,519.85	73,025.85	48,279.15	50,281.00
Venetican Blinds	10%	9,612.00					9,612.00	1,393.74		821.83	2,215.57	7,396.43	8,218.26
Van	15%	3,81,000.00					3,81,000.00	81,438.75		44,934.19	1,26,372.94	2,54,627.06	2,99,561.25
Water Heater	15%	3,66,735.00					3,66,735.00	2,08,311.42		23,763.54	2,32,074.96	1,34,660.04	1,58,423.58
Water Cooler	15%	85,100.00					85,100.00	46,627.71		14,920.84	61,548.55	84,551.45	38,472.29
Water Pump	15%	20,900.00					20,900.00	16,655.95		2,736.61	19,392.56	15,507.44	4,244.05
Website	40%	42,062.00	11,800.00				53,862.00	35,332.08		9,793.57	45,125.65	20,590.35	6,729.92
Building under Const.		4,21,79,436.00		16,09,490.00			5,17,07,876.00					5,17,07,876.00	4,21,79,436.00
TOTAL		17,78,57,090.03	84,75,480.00	50,71,476.00	84,75,480.00	7,54,151.00	19,06,49,895.03	6,37,92,466.66	4,50,218.22	38,10,900.77	6,71,59,149.22	12,34,96,745.81	11,40,64,623.37

For GENERAL MOHYAL SABHA

B. A. B. M. and P. D. M. S.